



KN  TS

EQUESTRIAN

FLY VEIL CUSTOMISATION CATALOGUE

# KNOTS EQUESTRIAN

UNIQUENESS · CLASS · FUNCTIONALITY

*for equestrian sports and lifestyle*

MADE IN ITALY SINCE 2020



[www.knotsequestrian.com](http://www.knotsequestrian.com)  
[info@knotsequestrian.com](mailto:info@knotsequestrian.com)

## HOW TO PLACE AN ORDER

Placing a customised order is easier than one might think. The smoothest way is to follow these three steps:

# 1

### DESIGNING THE FLY VEIL

With an extensive variety of options to choose from, it is not always easy to come up with a design.

We suggest to let our existing models or custom creations inspire you.

A great way to do this is to take a look at our website or Instagram feed.

We are always available to offer our guidance and help our clients to design their unique products.

You may tell us your needs, requirements, desires and style and we will prepare several proposals for you to choose from and to further develop together in order to reach the best result.

# 2

### PLACING THE ORDER

Customised orders may be submitted by sending an email to [info@knotsequestrian.com](mailto:info@knotsequestrian.com) or by writing a Direct Message to our Instagram account [@knotsequestrian](https://www.instagram.com/knotsequestrian)

You will be requested to tell your name, surname and email address and to include all the details about the fly veil.

More information about how to describe the product wanted can be found in the last pages of this doc.

# 3

### CONFIRMING THE ORDER

After processing your order we will send you our detailed quote. You may either confirm, cancel or modify the order. Following your confirmation, we will send you an invoice with payment instructions and other important information, such as lead times.

Once the payment is registered to our bank account, we will start to work on your order.

## SIZES

Knots Equestrian fly veils come in three different sizes:

**M** - recommended for cob sizes/ big ponies / small or young horses

**L** - full size , recommended for most horses. A good full size that adapts to various heads.

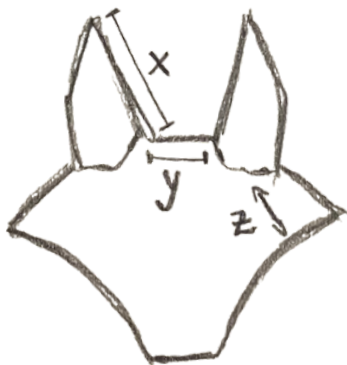
**XL** - our extrafull size is made for big heads and long ears.

Sizes, as they are shown in our size chart, are indicative. Being handmade, slight variations may occur and are valuable proof of the uniqueness of our products. The cotton net evenly adapts its shape to the head of the horse.

If you feel like you don't know which size fits best your horse, our customer service is there to support you. Things that help us advise you:

- a photo of your horse wearing a bridle and, if possible, any kind of fly veil
- bridle size
- height at the withers
- a picture of the horse with rider on the back (useful to evaluate proportions)

### SIZE CHART - ALL SIZES IN CM



	<b>x</b>	<b>y</b>	<b>z</b>
<b>M</b>	16,5	10,0	9,5
<b>L</b>	17,5	10,0	11,0
<b>XL</b>	18,5	11,0	12,5



### SQUARE SHAPE

The classic. The best seller. A good fit for every head, the angles of this fly veil are a promise of elegance. A beautiful frame for the bone structure of the noble head of the horse.



### V - SHAPE

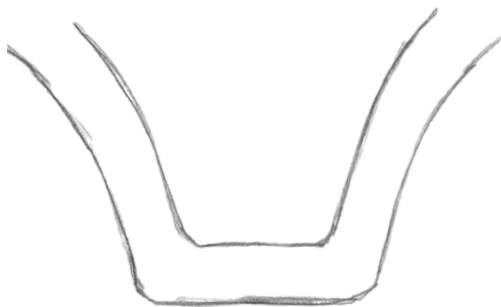
A delicate choice for a slim head. We advise to pair this shape to a scalloped edge for an exquisitely fine look.



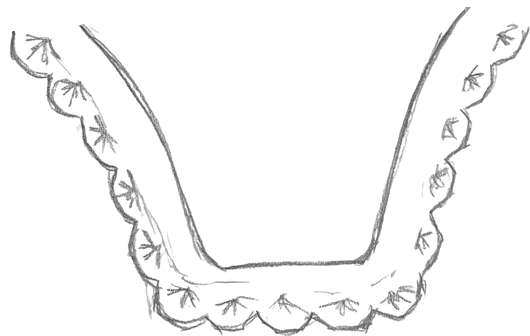
### TIE-DOWN

Clever choice for horses with a long bridge of the nose. This fly veil always comes with an elastic band to fasten to the noseband.

## EDGE TYPE



STRAIGHT EDGE



SCALLOPED EDGE

Scallops can be made with normal matte cotton yarn or lurex yarn.

## EAR TYPE

### BI-STRETCH OR SOUNDPROOF?

Two different ear options are available for all our fly veils: you can choose between standard bi-stretch, instant sweat drying fabric or thicker soundproof ears (Soundproof Fly Veils).

Soundproof ears may come in useful with horses that are young or particularly sensitive to sounds, or in slightly chaotic situations, e.g. winter indoor competitions.

Both types are characterised by an elegant slim fit.

### THE TECHNOLOGY OF MATERIALS

Made of neoprene, a thicker and yet lightweight material, soundproof ears reduce and absorb noise, creating a seashell effect. Thus, your horse will be more relaxed and comforted, this resulting in increased focus on work and less distraction.

We use only the highest quality neoprene available, here listed its characteristics:

- Good aging protection
- Abrasion resistance and tear strength
- Anti-pilling surface
- Excellent soundproofing insulation properties
- Resistant to bacteria, germs and fungi
- Waterproof and weather resistant
- Environmentally friendly manufacturing
- Excellent skin tolerance (tested on humans)

# FLY VEIL COLOURS




100% Italian cotton  
*supermercerised*  
lucent and durable



You may choose the fly veil base (main) colour between 9 options.



10 WHITE




69 LIGHT GREY



98 DEEP GREY



11 BEIGE



19 DARK GREEN



81 BURGUNDY



58 NAVY



97 CHOCOLATE



50 BLACK






EDGE  
COLOURS

Edges can feature multiple colours, yarn plaits and scallops. Listed below 35 different colours that can be used to customise the edge of your fly veil.



10 WHITE




21 SUGAR PAPER




69 LIGHT GREY




98 DEEP GREY




50 BLACK




75 SKY




29 AVIATION



95 ELECTRIC




59 ROYAL



66 PETROL




58 NAVY




17 AQUA




94 MINT




53 SAGE




123 APPLE




90 FLAG




19 DARK GREEN




67 BABY PINK




47 CANDY




64 OLD ROSE




92 LILLE




74 LAVENDER




44 GRAPE




11 BEIGE




62 ORANGE




54 RED




81 BURGUNDY




80 ERICA




83 AZALEA




60 YELLOW




15 VIOLET




22 GOLD



52 SUNFLOWER



56 TAN BROWN



97 CHOCOLATE

# EDGE DECORATIONS



yarns  
ribbons  
cords  
pearls  
crystals

# DIFFERENT COLOUR YARN EFFECTS



A nice visual effect can be created by adding different colour yarn stripes/plaits to the edge of the fly vei. These colour twists can be created with the normal matte yarn in all 35 colour variants shown in our EDGE COLOURS colour card.

## LUREX YARNS

Additionally, beautiful colour effects may be created by means of lurex yarns. These sparkly yarns come in 8 different colours:

- navy
- black-silver
- light silver
- copper
- black
- black-gold
- gold
- pale gold



## SPARKLE RIBBONS

width 10 mm



## CORDS



This is our selection of satin cords to embellish your fly veil design. All colour variants are available in two different sizes: 3 mm (small cord) or 5 mm (big cord)

*In case you have a very particular colour request and you cannot find the right cord in our catalogue, please do not hesitate to ask. We will do our best to source the requested material for you.*



# PEARLS



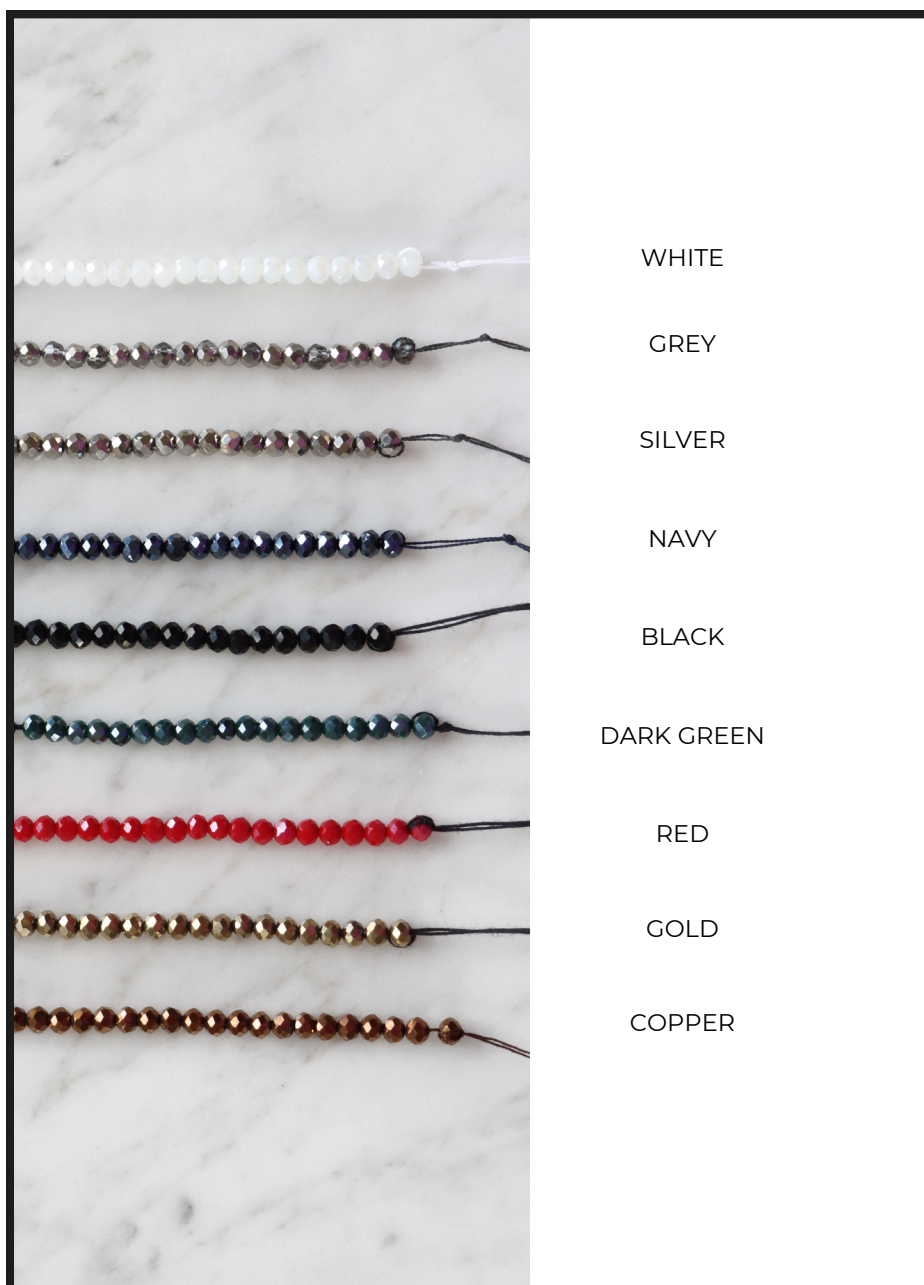
Pearls are the finest element to give a touch of sober elegance to the look. By nature, they are a more durable choice than crystals.

However, please keep in mind that this delicate element requires care in handling and washing.

Pearls are available in two sizes:

small: 2\*3 mm

big: 3\*4 mm



WHITE

GREY

SILVER

NAVY

BLACK

DARK GREEN

RED

GOLD

COPPER

## CRYSTALS



Crystals come in various colour options. We do not always keep them in stock, but upon request we will provide you with the desired crystal size and colour. Colours such as white/clear, black, blue, green, yellow topaz are always easily available. If interested, please contact us for further info.

We remind all our clients of the fact that crystal are very delicate and require extreme carefulness during use.

With each order (featuring fly veils with crystals) we send a few spare crystals. For a fee, we also offer repair service, replacing crystal chains in need to be changed.

Knots Equestrian does not take further responsibility for potential fallen out/lost crystals.

# LOGO EMBROIDERY



customer logos  
sponsor logos





# LOGOS

Logos contribute to the credibility and recognisability of your business.

We embroider your logo on the front of the fly veil. Small logos and writings can be embroidered on the ears as well.

Send us a PDF/JPEG/IMG file of your logo to have it quoted. Logos have an initial digitising cost. Logo digitising is necessary to make your logo readable by embroidery machines and it is a valuable initial investment that will be charged only once and can then be used lifelong for possible future orders.



# PLACING THE ORDER



All prices can be found in a separate price list. Download it from our website.

Please, submit your order by sending an email to [info@knotsequestrian.com](mailto:info@knotsequestrian.com) or by writing a Direct message to our Instagram account [@knotsequestrian](https://www.instagram.com/knotsequestrian).

Thank you!



# SUBMIT YOUR IDEAS

## WHAT YOU SHOULD INCLUDE IN YOUR EMAIL / MESSAGE

Custom orders may be submitted by sending an email to [info@knotsequestrian.com](mailto:info@knotsequestrian.com) or by writing a Direct Message to our Instagram account [@knotsequestrian](https://www.instagram.com/knotsequestrian)

We kindly ask you to mention the following:

### CUSTOMER INFORMATION

Name:  
Surname:  
Email address:  
Phone number:  
Shipping/Invoicing address:

*VAT number if business:*

### ORDER DETAILS

Number of fly veils:  
Size:  
Shape:  
Straight or scalloped edge:  
Ear type: *(soundproof or light bi-stretch)*  
Base colour:  
Edge colour:

*Decorations: (yarn stripes, sparkle ribbons, cords, pearls, crystals,...)*

*Logo embroidery: yes/no. If yes, please attach logo file.*



## *JOIN HUNDREDS OF HAPPY RIDERS*

Since we started our activity in 2020, we have had a laudable amount of lovely, happy clients. One of the perks of being a small business is that we are able to give a very personal customer experience to each of you.

Inside our company, we refer to our clients with their names rather than with their order number, we reply to your requests as soon as we can and we support you in every possible way through the whole ordering process and also after.

We will do our best to make you feel at home being part of the Knots Family.

Sincerely yours,

Linnea Sofia Eleonora Manfè

Founder & Owner

THANK YOU!



Every time you order from a small business, someone does a happy dance ❤️